



EZ Kayak
Launch

nature is waiting.

Nature is a place of wonder. A place to reflect, recharge, and plan what's next. There's nothing except you, your thoughts, and the truth yet to be discovered.


Out here, anything is possible. There are no limits on your imagination or the places you can go.


Getting here should be just as clear and effortless. At EZ Dock, we're on a mission to make it that way. Our EZ Kayak Launch removes the barriers that stand between you and the open water. Its superior stability lets you push off and dock with confidence, security and ease – giving you more time to be exactly where you want to be.





Become one with nature in
moments. Just throw on your
vest and go.





The width and stability of the EZ Kayak Launch allow it to accommodate both single and tandem kayaks as well as some canoes.



Paddle notches make launching and docking a breeze, keeping you dry as you glide into and out of the water.



Visit the EZ Dock YouTube channel to see the EZ Kayak Launch in action.

EXITING THE DOCK



RETURNING TO DOCK



Whether you're a long time kayaker or just getting started, the unmatched stability of the EZ Kayak Launch makes getting into and out of the water easy, safe and dry.

EZ Kayak Launch is the quickest, easiest way to reconnect with the nature you love. Whether you have the whole day ahead of you or just a few minutes to spare, our launch provides security and stability to both seasoned veterans and novice kayakers, getting you into the water faster and more often than ever before.

EZ KAYAK LAUNCH



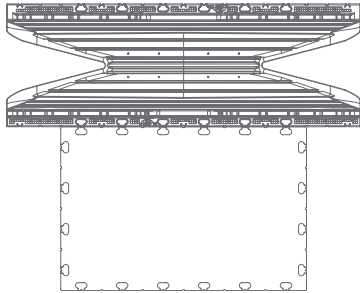
PATENT PENDING

Our Base Model offers stable support and notched paddle ports when entering and exiting the water. Available in two colors, the efficient size gets you to the water fast. It's compatible with most kayaks and canoes.

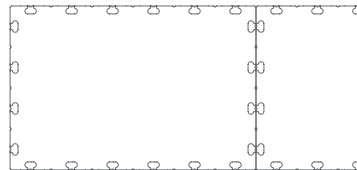
MODEL	COLORS		SIZE	WEIGHT	PART#
EZ Kayak Launch	GREY	BEIGE	58.5" W x 168" L x 25" H	325lbs.	200900

SAMPLE CONFIGURATIONS

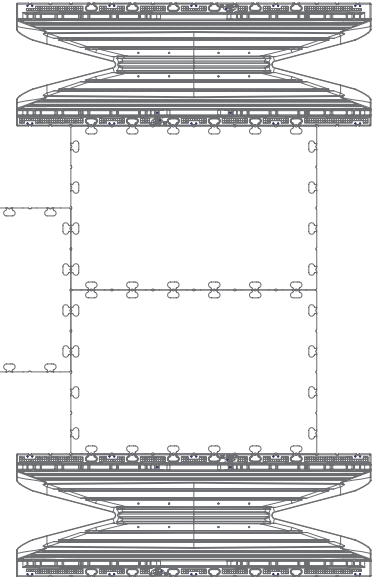
EZ Kayak Launch offers unmatched versatility and flexibility for any docking setup. The system incorporates into a variety of waterfront arrangements to match your launching and returning needs.



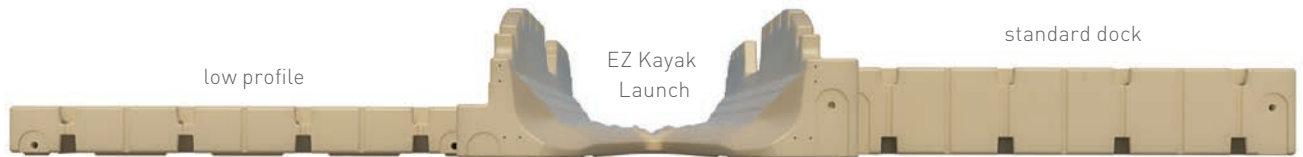
Single Dock Configuration



T-Dock Configuration

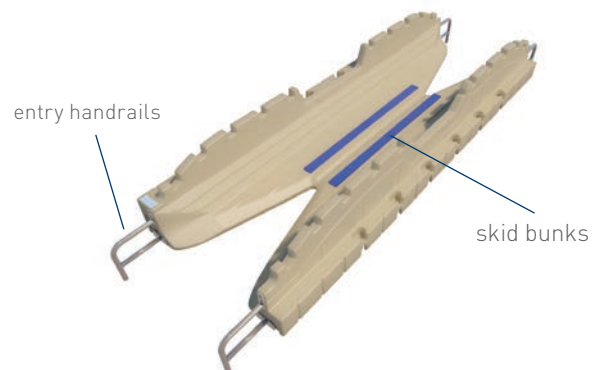


EASILY ACCOMMODATES ALL DOCK HEIGHTS



ACCESSORIES

Entry handrails can be added for convenience so odd or long paddle crafts can launch and port easily. Another option for launching and porting kayaks with ease is our custom wear/skid bunks.



MODEL	PART#
KIT, LAUNCH EXTENSION RAIL, 1.5" ALUM	200683
KIT, SLIDE BUNK PAD, KAYAK LAUNCH BLUE	208112

Turn a few free minutes into a relaxing escape,
even late in the season.



The EZ Kayak Launch was designed from the ground up to provide a new level of stability, security and simplicity for kayaks and canoes. Its one-piece construction, integrated paddle notches and v-shaped entry make launching and docking safe, easy and dry, even as water levels change.


It integrates seamlessly into both EZ Dock products and current launch setups. From old wooden docks to floating structures, the EZ Kayak Launch can connect to virtually any existing dock, regardless of its material or mooring.

WHY EZ DOCK?



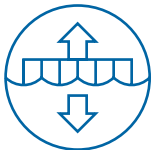
MAINTENANCE-FREE & BAREFOOT FRIENDLY

- EZ Dock's polyethylene docks are durable and slip resistant
- Won't splinter or rot, never needs to be painted
- Cleans easily with soap and water



ADAPTABLE DESIGN

- Unique design delivers outstanding load capacity, functionality, and safety
- Variety of dock sections, boat/PWC lifts, and kayak launches
- Easily customizable design to make your perfect waterfront retreat



FLEXIBLE FLOTATION TECHNOLOGY

- Flotation chambers are constructed for optimal strength and structural integrity
- Designed to provide additional stability on the water
- Dock sections adapt easily to changing water conditions and levels



INNOVATIVE COUPLING

- Made of recycled materials
- Nuts and bolts made of heavy duty, rust resistant composite
- Strength and durability even in the harshest weather conditions

The peace and tranquility of the open water are within reach. There's no better time than now to get away.







EZ Dock, Inc
878 HWY 60
Monett, MO 65708
1-417-235-2223 1-800-654-8168

For a complete list of products, visit ez-dock.com

EZ Dock may introduce new colors, products, accessories and options throughout the year. Specifications and products listed are subject to change without notice. Some products may be shown with additional or optional equipment not available through EZ Dock. Specifications may vary for international shipments. Please check with your local dealer for more information. EZ Dock is a product of the U.S.A.

© 2017 EZ Dock, Inc. All rights reserved.

EZD0008B

Enjoy more time reconnecting with what matters most, surrounded by the serenity and togetherness that only nature can bring.

